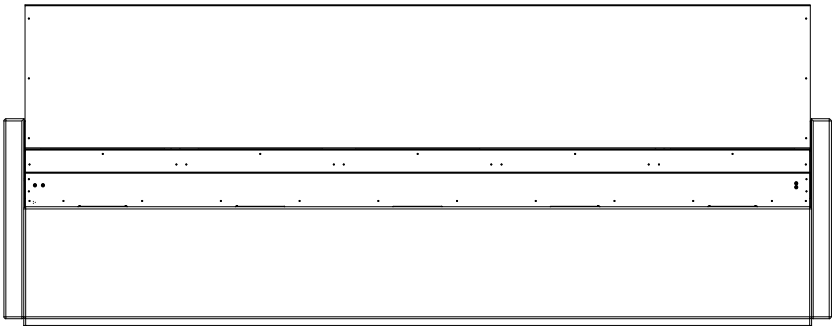


INDOOR LED DISPLAY


- LUMINANCE: 1800 NITS (cd/m²)
- ACTIVE AREA: 2'-5 5/8"H X 8'-2 3/8"L (0.75m H x 2.5m L)

DISPLAY CABINET

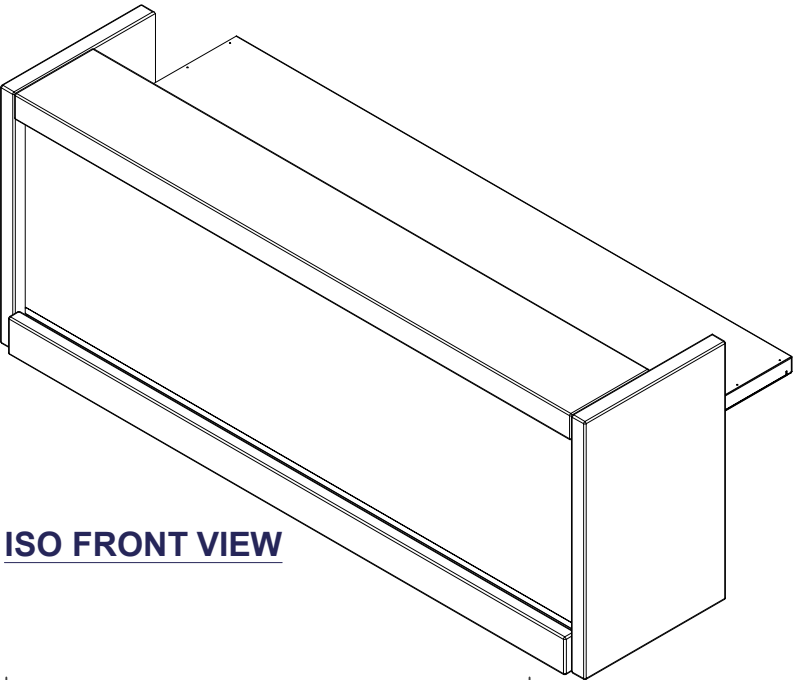
- FRONT SERVICE
- ALUMINUM CABINET, STEEL BASE



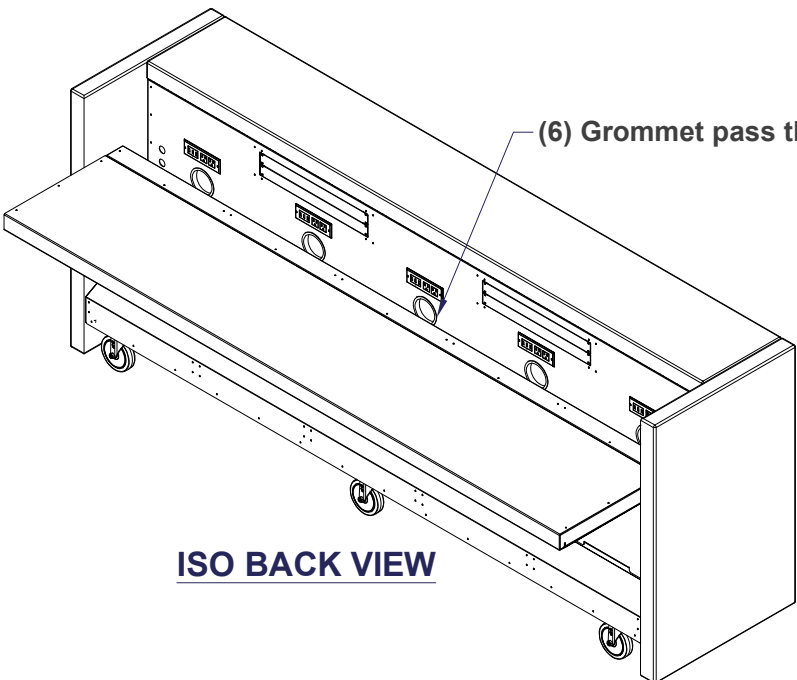
TOP VIEW



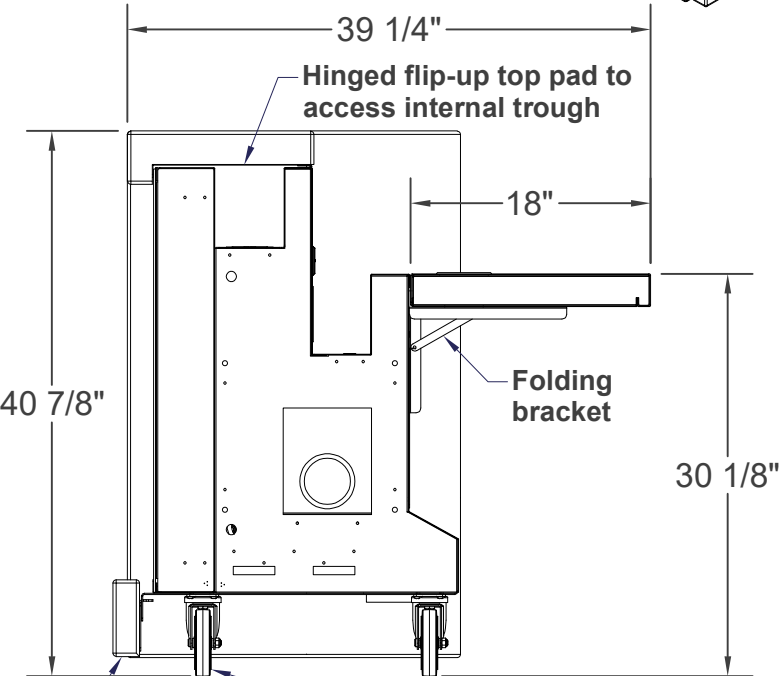
FRONT VIEW



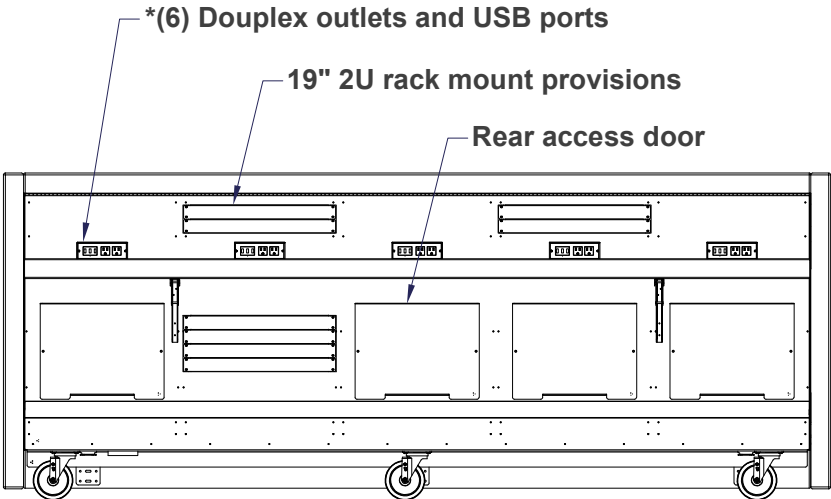
ISO FRONT VIEW



ISO BACK VIEW



SIDE VIEW  
SIDE PAD REMOVED



BACK VIEW

GENERAL NOTES

1. ALL DIMENSIONS +/-1/8" UNLESS OTHERWISE STATED.
2. POWER REQUIREMENTS ARE VALID FOR 90 DAYS AFTER THE ORIGINAL RELEASE OR BY THE MOST RECENT REVISION OF THE DRAWING.
3. SPECIFICATIONS SUBJECT TO CHANGE WITHOUT NOTICE
4. ALTERNATE DIMENSIONS SHOWN AS [XX] ARE MILLIMETERS

POWER PER SECTION

- POWER CONSUMPTION : 840\* WATTS MAX (280\* WATTS AVG) PER TABLE SECTION, *\*PLUS ADDITIONAL USER COMPONENTS*
- \*EACH TABLE SUPPLIED WITH 120V DUPLEX OUTLETS/USB PORTS, MOUNTED ON THE BACK SIDE ABOVE COUNTERTOP.

SUPPLY POWER OPTIONS (*CUSTOMER MUST SELECT*)

1. OPTION 14-2315-00A: 208Y/120 VAC, 60 Hz, 3 PHASE 30 AMP MAX PER CIRCUIT (L21-30 PLUG)
2. OPTION 14-2315-00B: 120 VAC, 60 Hz SINGLE PHASE, 30 AMP MAX PER CIRCUIT (L5-30 PLUG, TWIST LOCK)
3. STANDARD OPTION #14-2315-00C: 120 VAC, 60 Hz SINGLE PHASE, 15 AMP MAX PER CIRCUIT (STD. GROUNDED WALL PLUG)

*ESTIMATED WEIGHT*

- ABOUT 410 LBS. PER SECTION

OR	ORIGINAL RELEASE	04-18-25	BEW
REV.#	CHANGE	DATE	BY

CUSTOMER APPROVAL:		MY SIGNATURE BELOW SIGNIFIES MY APPROVAL TO PROCEED WITH THE DESIGN WORK SPECIFIED HEREIN AND ACKNOWLEDGEMENT THAT I HAVE RECEIVED AND READ THE INSTALLATION SPECIFICATIONS CONTAINED IN FAIR-PLAY DOCUMENT NO. 01-0500-01. CONSULT YOUR FAIR-PLAY SALES ASSOCIATE IF YOU SHOULD HAVE ANY QUESTIONS OR REQUIRE ANY CHANGES TO THIS DOCUMENT.	
PROJECT:		SIGNATURE:	DATE:
REFERENCE #:		PRINT NAME:	

6110 AVIATOR DRIVE HAZELWOOD, MO 63042	<b>FAIR-PLAY</b>		THIS DOCUMENT CONTAINS FAIR-PLAY PROPRIETARY INFORMATION. ANY DISCLOSURE, USE OR DUPLICATION OF THE DOCUMENT OR OF ANY INFORMATION CONTAINED THEREIN FOR OTHER THAN THE SPECIFIC PURPOSE FOR WHICH IT WAS DISCLOSED IS EXPRESSLY PROHIBITED, EXCEPT AS MAY BE OTHERWISE AGREED TO IN WRITING. COPYRIGHT 2022.			
	TITLE	FACE VIEW FOR CST-08RI-4		DRAWN BY	B	MODEL
				JAR		CST-08RI-4
				DATE	DWG. NO.	
SCALE	01-0800-15-1					
1/2"=1'-0"						