

INDOOR LED DISPLAY

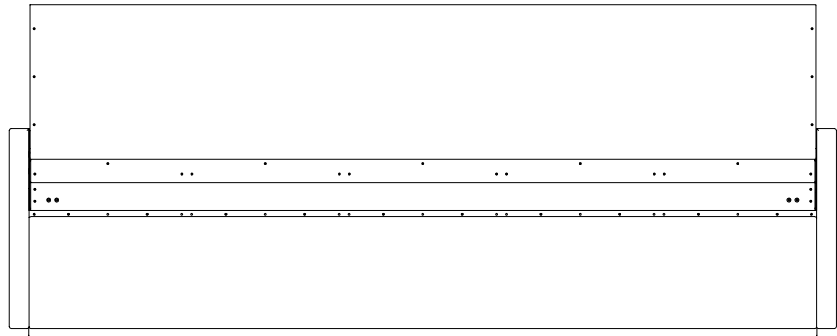
- LED COLOR: RGB
- 3.9MM PIXEL PITCH
- 192H X 640W RESOLUTION
- LUMINANCE: 1000 NITS (cd/m²)
- ACTIVE AREA: 8'-2 3/8"L X 2'-5 1/2"H
- VIEWING ANGLE: 160° HOR. & VERT.

DISPLAY CABINET


- FRONT SERVICE
- ALUMINUM CABINET, STEEL FRAME

STANDARD OPTIONS

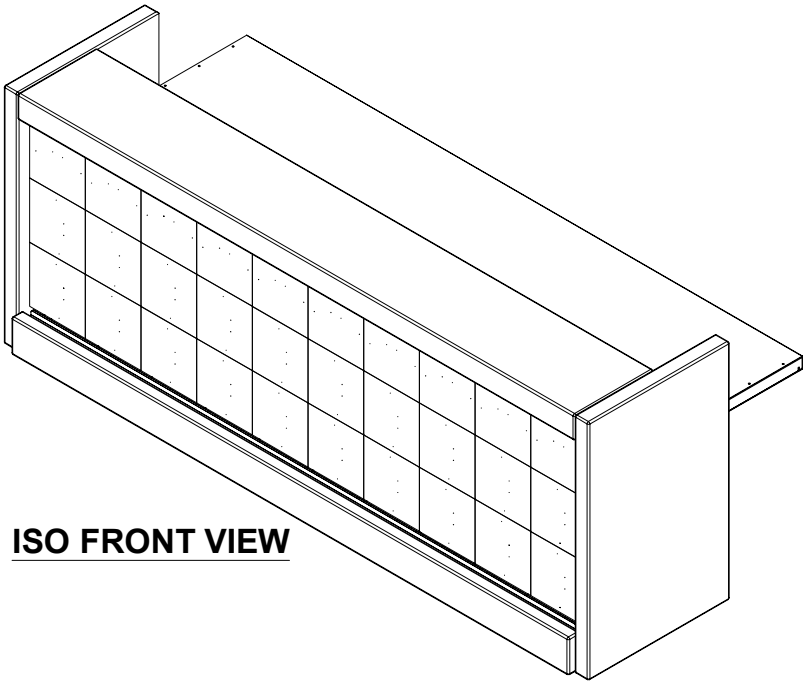
- 18" COUNTER TOP



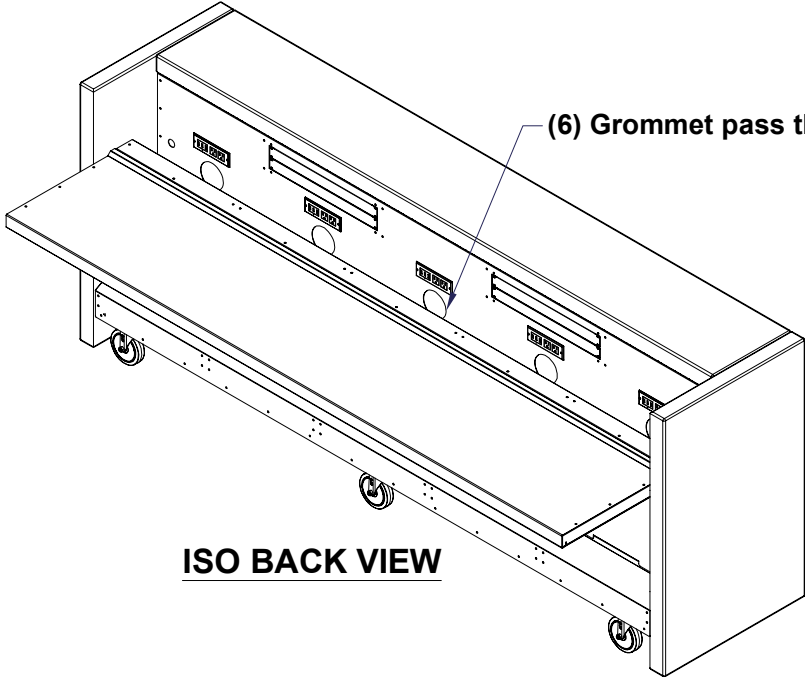
TOP VIEW



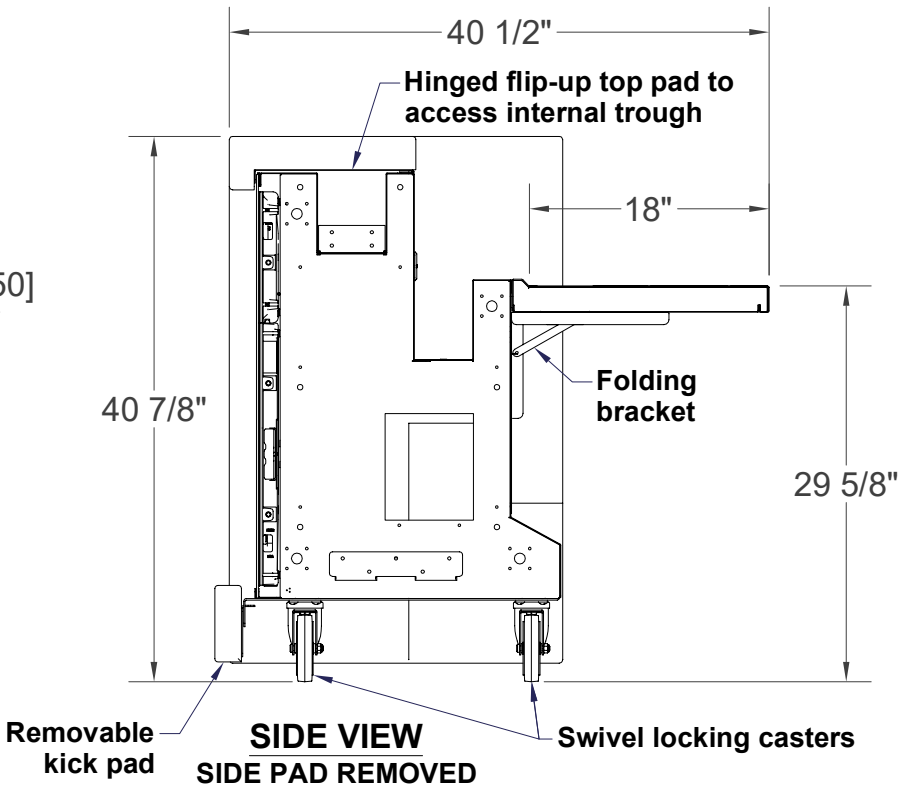
(1) CST-0803, 3.9MM 192H X 640L  
FRONT VIEW



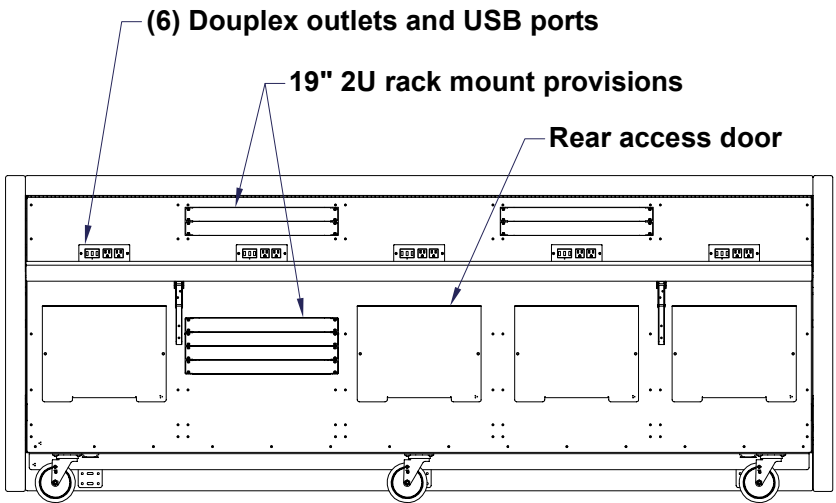
ISO FRONT VIEW



ISO BACK VIEW



SIDE VIEW  
SIDE PAD REMOVED



BACK VIEW

GENERAL NOTES

1. ALL DIMENSIONS +/-1/8" UNLESS OTHERWISE STATED.
2. POWER REQUIREMENTS ARE VALID FOR 90 DAYS AFTER THE ORIGINAL RELEASE OR BY THE MOST RECENT REVISION OF THE DRAWING.
3. SPECIFICATIONS SUBJECT TO CHANGE WITHOUT NOTICE
4. ALTERNATE DIMENSIONS SHOWN AS [XX] ARE MILLIMETERS

POWER PER SECTION

- POWER CONSUMPTION : 840\* WATTS MAX PER TABLE SECTION, *\*PLUS ADDITIONAL USER COMPONENTS*
- \*EACH TABLE SUPPLIED WITH (5) 120V DUPLEX OUTLETS/USB PORTS, MOUNTED BACK SIDE ABOVE TABLE TOP.

SUPPLY POWER OPTIONS (*CUSTOMER MUST SELECT*)

1. OPTION 14-2315-00A: 208Y/120 VAC, 60 Hz, 3 PHASE 30 AMP MAX PER CIRCUIT (L21-30 PLUG)
2. OPTION 14-2315-00B: 120 VAC, 60 Hz SINGLE PHASE, 30 AMP MAX PER CIRCUIT (L5-30 PLUG, TWIST LOCK)
3. STANDARD OPTION #14-2315-00C: 120 VAC, 60 Hz SINGLE PHASE, 15 AMP MAX PER CIRCUIT (STD. GROUNDED WALL PLUG)

ESTIMATED WEIGHT

- ABOUT 520 LBS. PER SECTION

A	UPDATED TITLE BLOCK FORMAT, CABINET ASSEMBLY	01-25-24	BEW
OR	ORIGINAL RELEASE	07-31-23	BEW
REV.#	CHANGE	DATE	BY

CUSTOMER APPROVAL:		MY SIGNATURE BELOW SIGNIFIES MY APPROVAL TO PROCEED WITH THE DESIGN WORK SPECIFIED HEREIN AND ACKNOWLEDGEMENT THAT I HAVE RECEIVED AND READ THE INSTALLATION SPECIFICATIONS CONTAINED IN FAIR-PLAY DOCUMENT NO. 01-0500-01. CONSULT YOUR FAIR-PLAY SALES ASSOCIATE IF YOU SHOULD HAVE ANY QUESTIONS OR REQUIRE ANY CHANGES TO THIS DOCUMENT.	
PROJECT:	SIGNATURE:	DATE:	
REFERENCE #:	PRINT NAME:		

<b>FAIR-PLAY</b>	THIS DOCUMENT CONTAINS FAIR-PLAY PROPRIETARY INFORMATION. ANY DISCLOSURE, USE OR DUPLICATION OF THE DOCUMENT OR OF ANY INFORMATION CONTAINED THEREIN FOR OTHER THAN THE SPECIFIC PURPOSE FOR WHICH IT WAS DISCLOSED IS EXPRESSLY PROHIBITED, EXCEPT AS MAY BE OTHERWISE AGREED TO IN WRITING. COPYRIGHT 2022.		
	TITLE	FACE VIEW FOR	
	(1) CST-0803-4,		
	3.9MM 192H X 640W		
6110 AVIATOR DRIVE HAZELWOOD, MO 63042	DRAWN BY BEW	B	MODEL CST-0803-4
	DATE 07-31-23	DWG. NO.	
	SCALE 1/2"=1'-0"	01-0803-02-1	