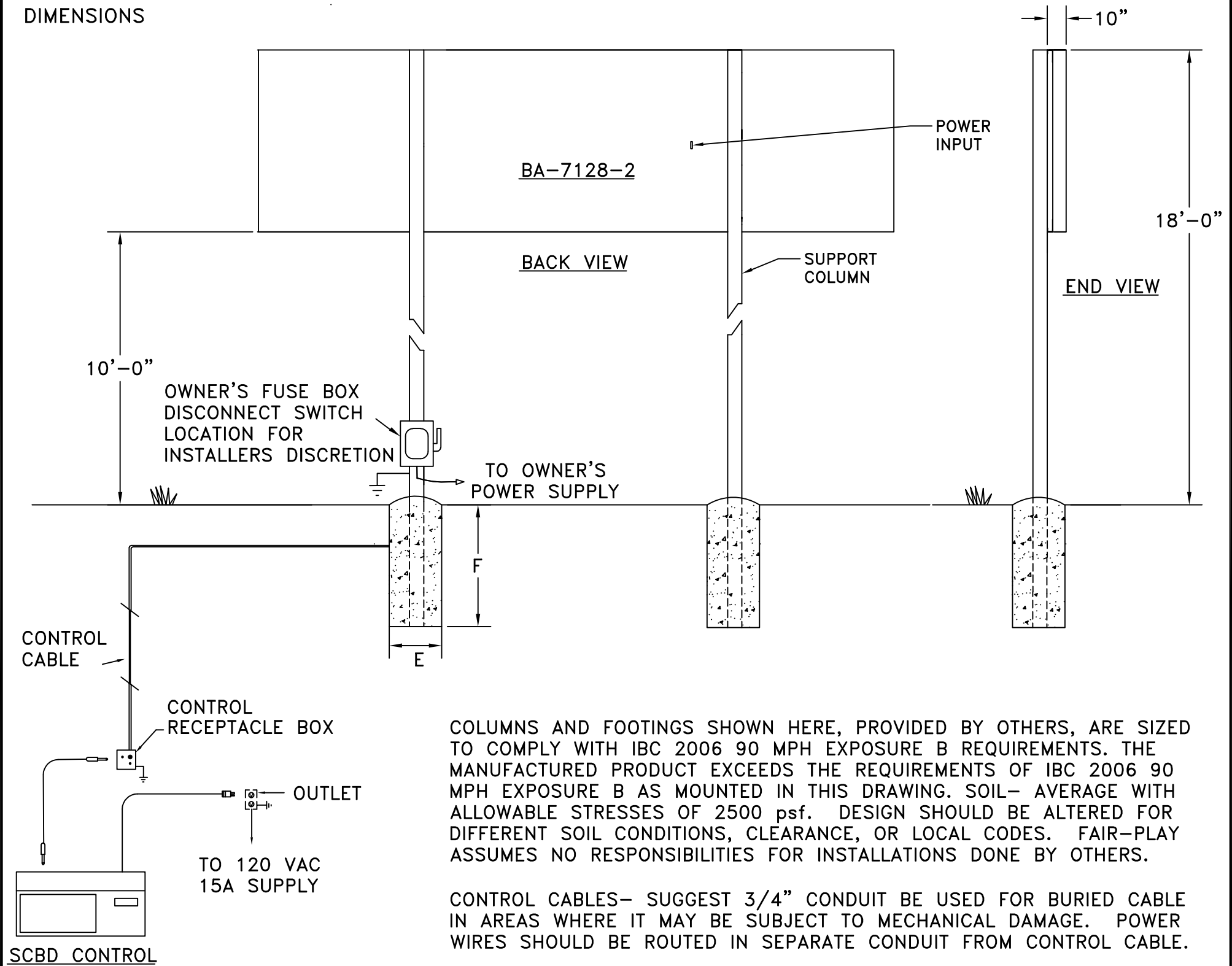


A	B	C	D	E	F	G	H	COLUMNS	POWER
14'-0"	7'-0"	7'-9 1/2"	1 1/4"	3'-0"	10'-0"	8'-0"	28'-0"	W10 X 26	REFERENCE 01-7128-18-1

DIMENSIONS

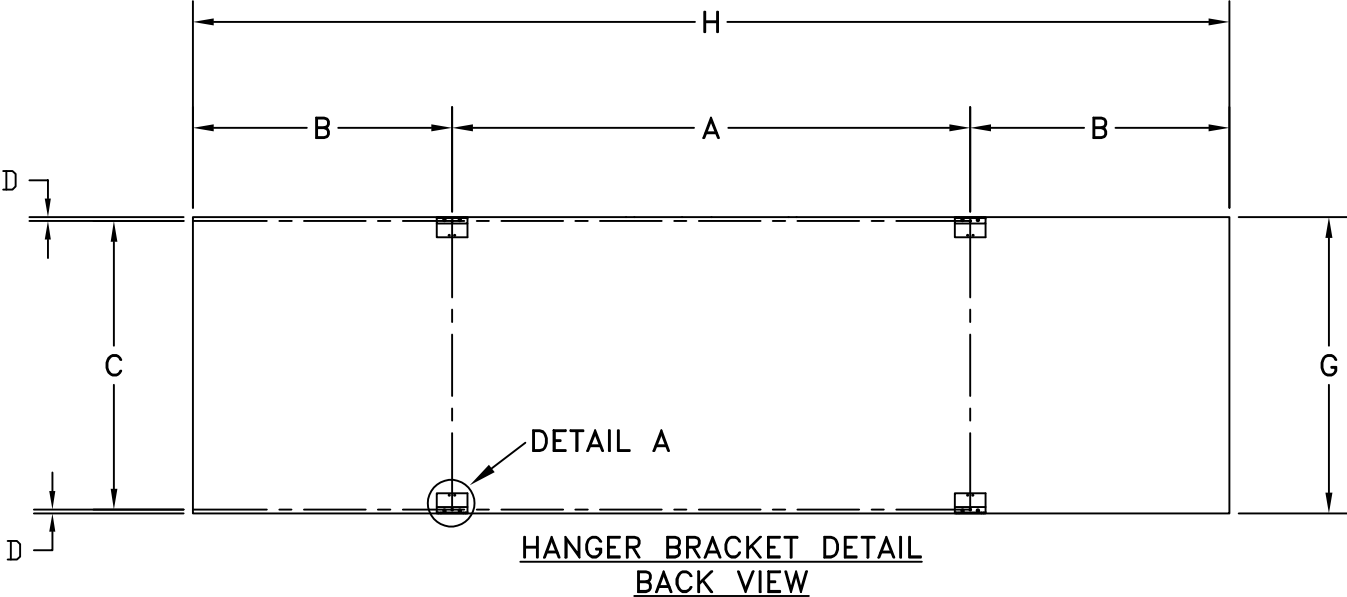
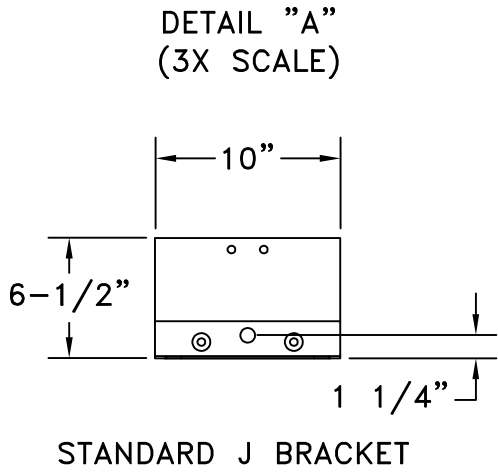


COLUMNS AND FOOTINGS SHOWN HERE, PROVIDED BY OTHERS, ARE SIZED TO COMPLY WITH IBC 2006 90 MPH EXPOSURE B REQUIREMENTS. THE MANUFACTURED PRODUCT EXCEEDS THE REQUIREMENTS OF IBC 2006 90 MPH EXPOSURE B AS MOUNTED IN THIS DRAWING. SOIL- AVERAGE WITH ALLOWABLE STRESSES OF 2500 psf. DESIGN SHOULD BE ALTERED FOR DIFFERENT SOIL CONDITIONS, CLEARANCE, OR LOCAL CODES. FAIR-PLAY ASSUMES NO RESPONSIBILITIES FOR INSTALLATIONS DONE BY OTHERS.

CONTROL CABLES- SUGGEST 3/4" CONDUIT BE USED FOR BURIED CABLE IN AREAS WHERE IT MAY BE SUBJECT TO MECHANICAL DAMAGE. POWER WIRES SHOULD BE ROUTED IN SEPARATE CONDUIT FROM CONTROL CABLE.

INSTALLATION DRAWING SHOULD BE REVIEWED BY A LICENSED PROFESSIONAL ENGINEER IN YOUR AREA PRIOR TO CONSTRUCTION.

REFERENCE 01-0500-01 FOR INSTALLATION NOTES.



FAIR-PLAY				THIS DOCUMENT CONTAINS FAIR-PLAY PROPRIETARY INFORMATION. ANY DISCLOSURE, USE OR DUPLICATION OF THE DOCUMENT OR OF ANY INFORMATION CONTAINED THEREIN FOR OTHER THAN THE SPECIFIC PURPOSE FOR WHICH IT WAS DISCLOSED IS EXPRESSLY PROHIBITED, EXCEPT AS MAY BE OTHERWISE AGREED TO IN WRITING. COPYRIGHT 2022.			
TITLE INSTALLATION FOR BA-7128-2				DRAWN BY RMS DATE 04-27-09 SCALE 3/16"=1'-0"		MODEL B BA-7128-2	
6110 AVIATOR DRIVE HAZELWOOD, MO 63042				DWG. NO. 01-7128-18-2			

A	UPDATED TITLE BLOCK FORMAT	07-29-22	BEW
OR	ORIGINAL RELEASE	04-27-09	RMS
REV.#	CHANGE	DATE	BY