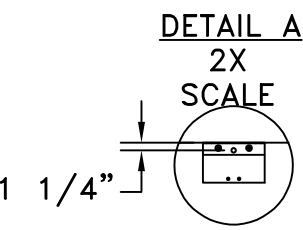
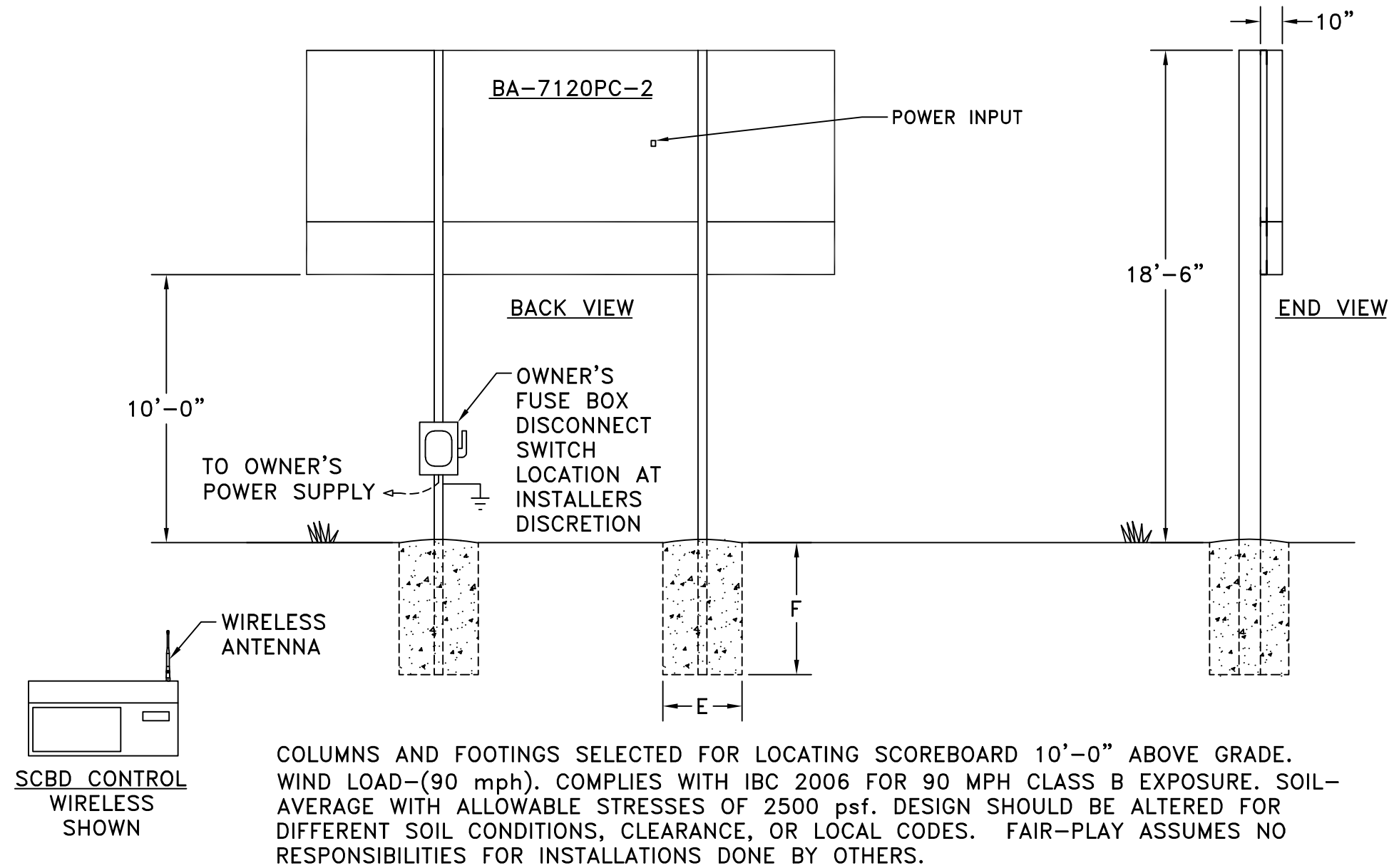
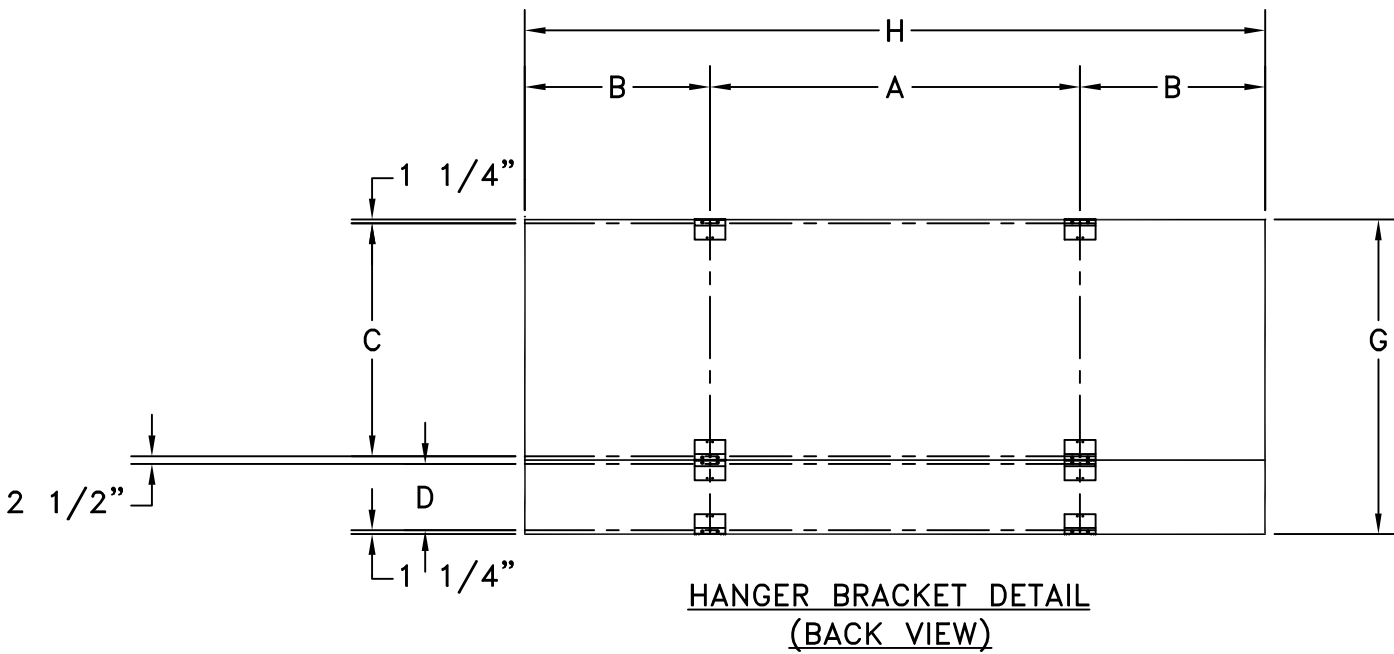


A	B	C	D	E	F	G	H	COLUMNS	POWER
10'-0"	5'-0"	6'-3 1/2"	1'-9 1/2"	3'-0"	9'-6"	8'-6"	20'-0"	W10 X 26	REFERENCE 01-7120-88-1

DIMENSIONS



STANDARD "J" HANGER BRACKET



CUSTOMER APPROVAL:		MY SIGNATURE BELOW SIGNIFIES MY APPROVAL TO PROCEED WITH THE DESIGN WORK SPECIFIED HEREIN AND ACKNOWLEDGEMENT THAT I HAVE RECEIVED AND READ THE INSTALLATION SPECIFICATIONS CONTAINED IN FAIR-PLAY DOCUMENT NO. 01-0500-01. CONSULT YOUR FAIR-PLAY SALES ASSOCIATE IF YOU SHOULD HAVE ANY QUESTIONS OR REQUIRE ANY CHANGES TO THIS DOCUMENT.	
PROJECT:	SIGNATURE:	DATE:	
REFERENCE #:	PRINT NAME:		

FAIR-PLAY		THIS DOCUMENT CONTAINS FAIR-PLAY PROPRIETARY INFORMATION. ANY DISCLOSURE, USE OR DUPLICATION OF THE DOCUMENT OR OF ANY INFORMATION CONTAINED THEREIN FOR OTHER THAN THE SPECIFIC PURPOSE FOR WHICH IT WAS DISCLOSED IS EXPRESSLY PROHIBITED, EXCEPT AS MAY BE OTHERWISE AGREED TO IN WRITING. COPYRIGHT 2022.	
TITLE INSTALLATION FOR BA-7120PC-2		DRAWN BY BEW DATE 04-12-19 SCALE 3/16"=1'-0"	MODEL BA-7120PC-2 DWG. NO. 01-7120-88-2

B	UPDATED TITLE BLOCK FORMAT	07-28-22	BEW
A	UPDATED FROM MP-70 TO MP-80 CONTROL	05-17-19	BEW
OR	ORIGINAL RELEASE	04-12-19	BEW
REV.#	CHANGE	DATE	BY