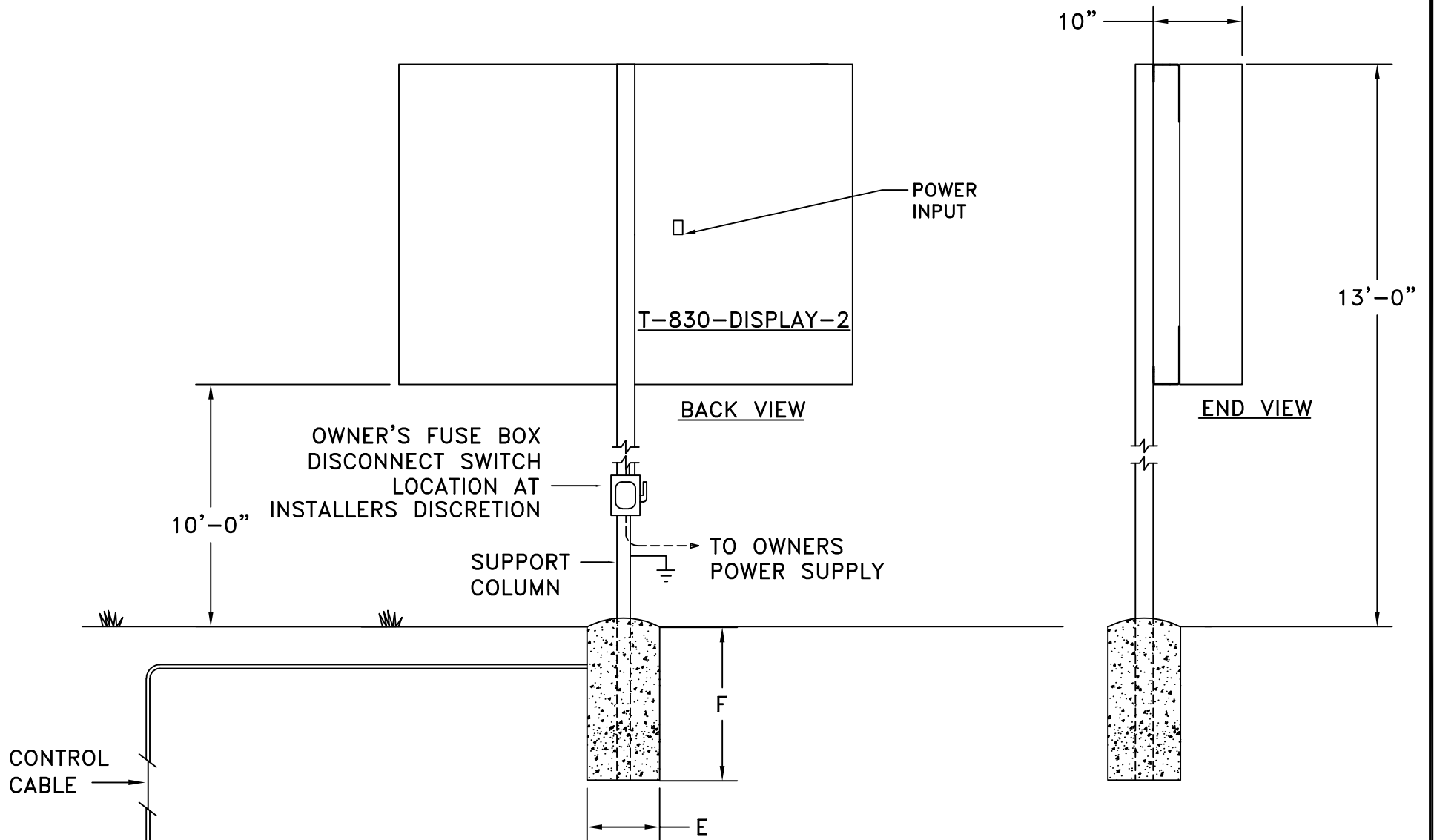


A	B	C	D	E	F	G	H	COLUMNS	POWER
2'-1 1/2"	---	2'-9 1/2"	1 1/4"	2'-0"	5'-0"	3'-0"	4'-3"	W6 X 9	REFERENCE: 01-0830-25-1

DIMENSIONS

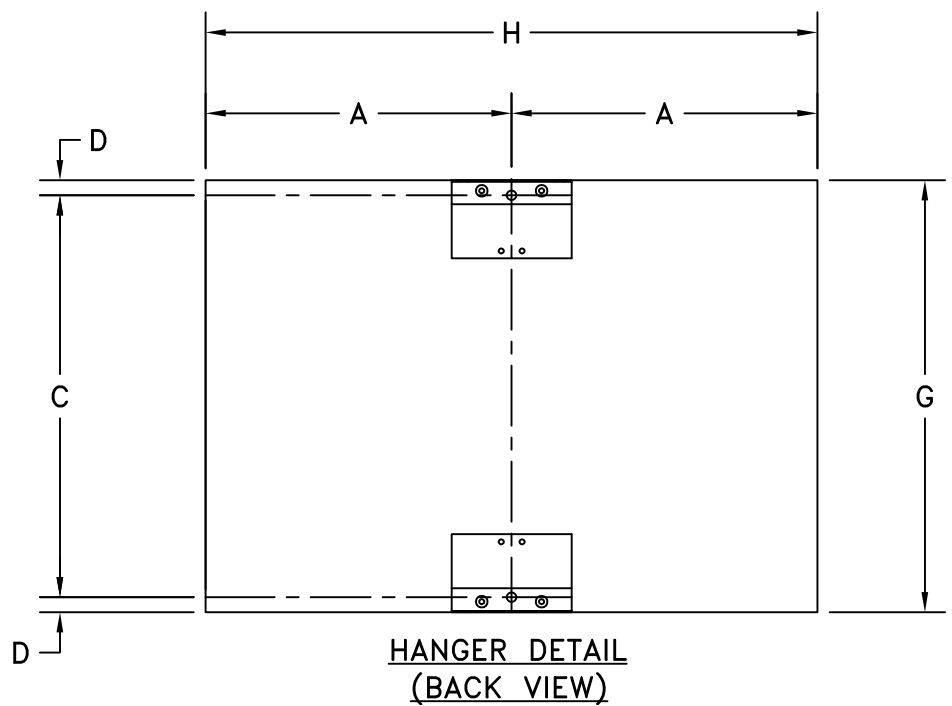
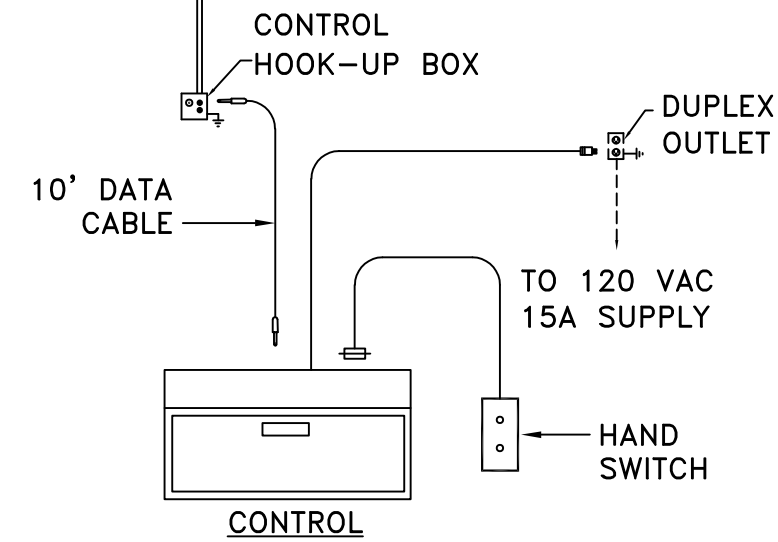


COLUMNS AND FOOTINGS SELECTED FOR LOCATING SCOREBOARD 10'-0" ABOVE GRADE. WIND LOAD- 30 psf (90 mph). SOIL-AVERAGE WITH ALLOWABLE STRESSES OF 2500 psf. DESIGN SHOULD BE ALTERED FOR DIFFERENT SOIL CONDITIONS, CLEARANCE, OR LOCAL CODES. FAIR-PLAY ASSUMES NO RESPONSIBILITIES FOR INSTALLATIONS DONE BY OTHERS.

CONTROL CABLES- SUGGEST 3/4" CONDUIT BE USED FOR BURIED CABLE IN AREAS WHERE IT MAY BE SUBJECT TO MECHANICAL DAMAGE. POWER WIRES SHOULD BE ROUTED IN SEPARATE CONDUIT FROM CONTROL CABLE.

INSTALLATION DRAWING SHOULD BE REVIEWED BY A LICENSED PROFESSIONAL ENGINEER IN YOUR AREA PRIOR TO CONSTRUCTION.

* REFERENCE 01-0500-01 FOR INSTALLATION NOTES.



CUSTOMER APPROVAL:		MY SIGNATURE BELOW SIGNIFIES MY APPROVAL TO PROCEED WITH THE DESIGN WORK SPECIFIED HEREIN AND ACKNOWLEDGEMENT THAT I HAVE RECEIVED AND READ THE INSTALLATION SPECIFICATIONS CONTAINED IN FAIR-PLAY DOCUMENT NO. 01-0500-01. CONSULT YOUR FAIR-PLAY SALES ASSOCIATE IF YOU SHOULD HAVE ANY QUESTIONS OR REQUIRE ANY CHANGES TO THIS DOCUMENT.	
PROJECT:	SIGNATURE:	DATE:	
REFERENCE #:	PRINT NAME:		

FAIR-PLAY	THIS DOCUMENT CONTAINS FAIR-PLAY PROPRIETARY INFORMATION. ANY DISCLOSURE, USE OR DUPLICATION OF THE DOCUMENT OR OF ANY INFORMATION CONTAINED THEREIN FOR OTHER THAN THE SPECIFIC PURPOSE FOR WHICH IT WAS DISCLOSED IS EXPRESSLY PROHIBITED, EXCEPT AS MAY BE OTHERWISE AGREED TO IN WRITING. COPYRIGHT 2019.		
	TITLE	DRAWN BY	MODEL
INSTALLATION FOR	BEW	B	T-830-DISPLAY-2
T-830-DISPLAY-2,	DATE	DWG. NO.	
1-POLE	06-16-22	01-0830-25-2	
	SCALE		
	3/4"=1'-0"		

OR	ORIGINAL RELEASE	06-16-22	BEW
REV.#	CHANGE	DATE	BY

6110 AVIATOR DRIVE
HAZELWOOD, MO 63042