

216 X 384 16MM OUTDOOR REAR SERVICE SINGLE-FACE  
FULL-COLOR DIGITAL VIDEO DISPLAY

ACTIVE AREA: 20'-11 15/16"L X 11'-9 3/4"H  
CABINET SIZE: 24'-0"L X 12'-6"H X 9 1/4"D, 2-SHIPPING SECTIONS

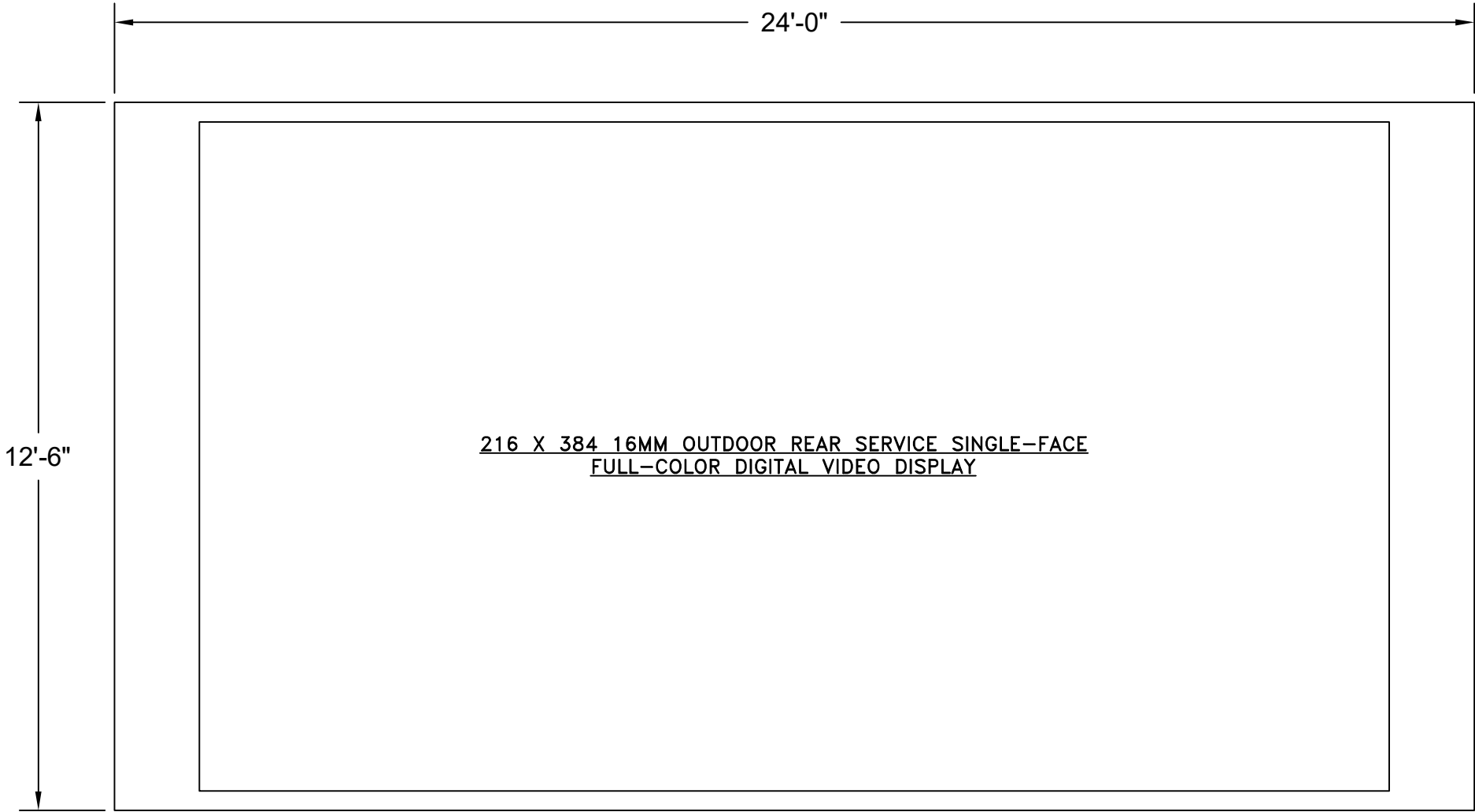
POWER: RECOMMENDED CUSTOMER PROVIDED DISCONNECT SIZE:  
DISPLAY POWER CONSUMPTION: 20,800 WATTS.  
MULTIPLE 120 VAC, 60 Hz., CONNECTIONS – (L1, N, G) POWER  
CONNECTION BETWEEN DISPLAY AND DISCONNECT BOX.

CONTROL CONSOLE: CUSTOMER SPECIFIED.

LEDs: RGB LED.

ESTIMATED WEIGHT: 2,272 LBS.

- GENERAL NOTES:
- \* REFERENCE 01-0500-01 FOR INSTALLATION NOTES.
  - \* POWER REQUIREMENTS ARE VALID FOR 90 DAYS AFTER THE ORIGINAL  
RELEASE OR BY THE MOST RECENT REVISION OF THE DRAWING.



FACE VIEW  
SHOWN WITH 24'-0"L X 12'-6"H TRIM KIT,  
USING FRAME

CUSTOMER APPROVAL:		MY SIGNATURE BELOW SIGNIFIES MY APPROVAL TO PROCEED WITH THE DESIGN WORK SPECIFIED HEREIN AND ACKNOWLEDGEMENT THAT I HAVE RECEIVED AND READ THE INSTALLATION SPECIFICATIONS CONTAINED IN FAIR-PLAY DOCUMENT NO. 01-0500-01. CONSULT YOUR FAIR-PLAY SALES ASSOCIATE IF YOU SHOULD HAVE ANY QUESTIONS OR REQUIRE ANY CHANGES TO THIS DOCUMENT.	
PROJECT:	SIGNATURE:	DATE:	
REFERENCE #:	PRINT NAME:		

A	REMOVED NOTES	03-05-21	BEW
OR	ORIGINAL RELEASE	01-07-21	BEW
REV.#	CHANGE	DATE	BY

<b>FAIR-PLAY</b>	THIS DOCUMENT CONTAINS FAIR-PLAY PROPRIETARY INFORMATION. ANY DISCLOSURE, USE OR DUPLICATION OF THE DOCUMENT OR OF ANY INFORMATION CONTAINED THEREIN FOR OTHER THAN THE SPECIFIC PURPOSE FOR WHICH IT WAS DISCLOSED IS EXPRESSLY PROHIBITED, EXCEPT AS MAY BE OTHERWISE AGREED TO IN WRITING. COPYRIGHT 2019.			
	TITLE FACE VIEW FOR 216 X 384 RS SF OUTDOOR 16MM	DRAWN BY BEW	B	MODEL 16MM
		DATE 01-07-21		
		SCALE 3/8"=1'-0"		
6110 AVIATOR DRIVE HAZELWOOD, MO 63042	DWG. NO. 01-0916-448-1			

216 X 384 16MM OUTDOOR REAR SERVICE SINGLE-FACE  
FULL-COLOR DIGITAL VIDEO DISPLAY

ACTIVE AREA: 20'-11 15/16"L X 11'-9 3/4"H  
CABINET SIZE: 26'-0"L X 12'-6"H X 9 1/4"D, 2-SHIPPING SECTIONS

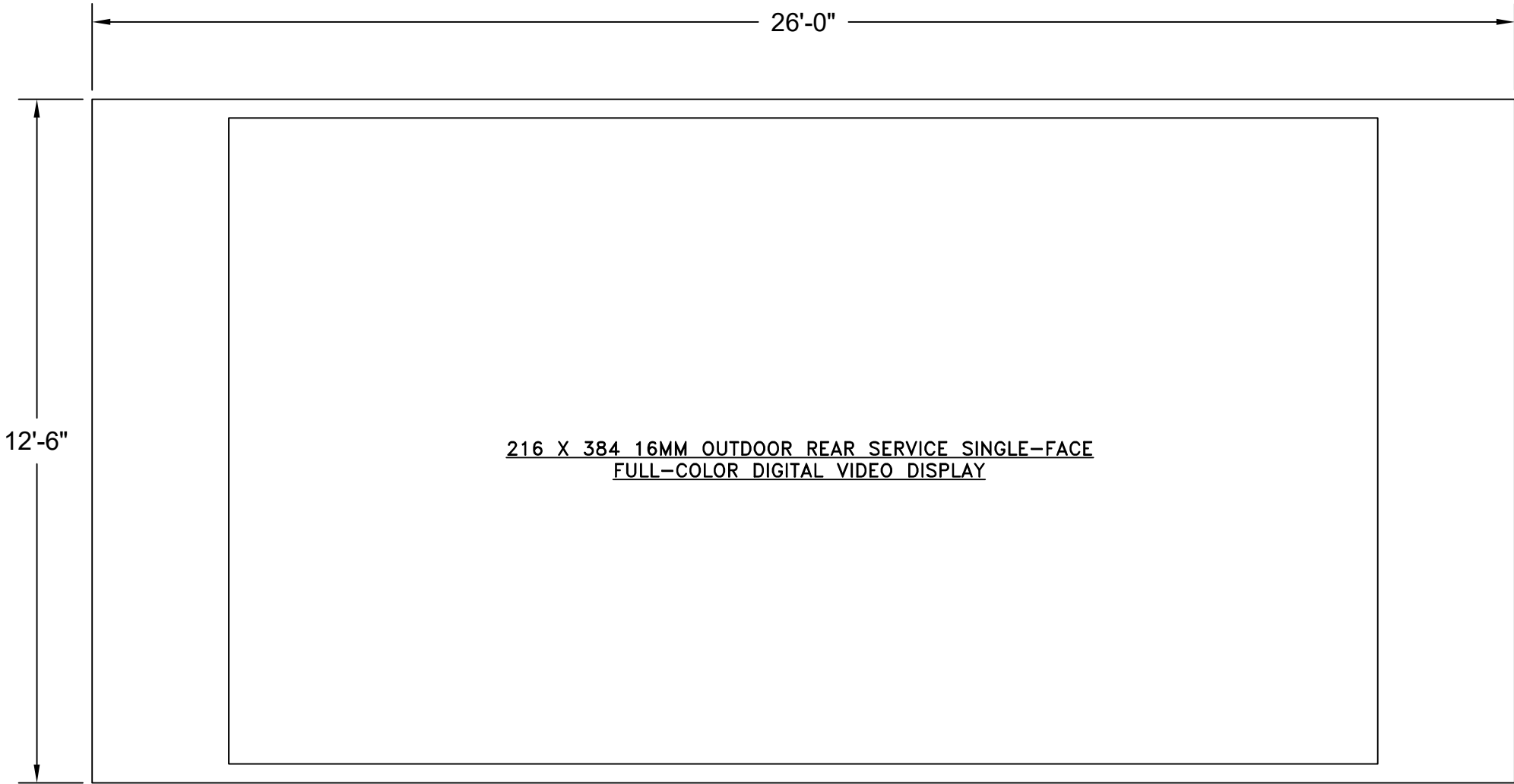
POWER: RECOMMENDED CUSTOMER PROVIDED DISCONNECT SIZE:  
DISPLAY POWER CONSUMPTION: 20,800 WATTS.  
MULTIPLE 120 VAC, 60 Hz., CONNECTIONS – (L1, N, G) POWER  
CONNECTION BETWEEN DISPLAY AND DISCONNECT BOX.

CONTROL CONSOLE: CUSTOMER SPECIFIED.

LEDs: RGB LED.

ESTIMATED WEIGHT: 2,374 LBS.

- GENERAL NOTES:
- \* REFERENCE 01-0500-01 FOR INSTALLATION NOTES.
  - \* POWER REQUIREMENTS ARE VALID FOR 90 DAYS AFTER THE ORIGINAL  
RELEASE OR BY THE MOST RECENT REVISION OF THE DRAWING.




FACE VIEW  
SHOWN WITH 26'-0"L X 12'-6"H TRIM KIT,  
USING FRAME

CUSTOMER APPROVAL:		MY SIGNATURE BELOW SIGNIFIES MY APPROVAL TO PROCEED WITH THE DESIGN WORK SPECIFIED HEREIN AND ACKNOWLEDGEMENT THAT I HAVE RECEIVED AND READ THE INSTALLATION SPECIFICATIONS CONTAINED IN FAIR-PLAY DOCUMENT NO. 01-0500-01. CONSULT YOUR FAIR-PLAY SALES ASSOCIATE IF YOU SHOULD HAVE ANY QUESTIONS OR REQUIRE ANY CHANGES TO THIS DOCUMENT.	
PROJECT:	SIGNATURE:	DATE:	
REFERENCE #:	PRINT NAME:		

A	REMOVED NOTES	03-05-21	BEW
OR	ORIGINAL RELEASE	01-07-21	BEW
REV.#	CHANGE	DATE	BY

<b>FAIR-PLAY</b>	THIS DOCUMENT CONTAINS FAIR-PLAY PROPRIETARY INFORMATION. ANY DISCLOSURE, USE OR DUPLICATION OF THE DOCUMENT OR OF ANY INFORMATION CONTAINED THEREIN FOR OTHER THAN THE SPECIFIC PURPOSE FOR WHICH IT WAS DISCLOSED IS EXPRESSLY PROHIBITED, EXCEPT AS MAY BE OTHERWISE AGREED TO IN WRITING. COPYRIGHT 2019.			
	TITLE FACE VIEW FOR 216 X 384 RS SF OUTDOOR 16MM	DRAWN BY BEW	B	MODEL 16MM
		DATE 01-07-21		
		SCALE 3/8"=1'-0"		
6110 AVIATOR DRIVE HAZELWOOD, MO 63042	DWG. NO. 01-0916-449-1			



216 X 384 16MM OUTDOOR REAR SERVICE SINGLE-FACE  
FULL-COLOR DIGITAL VIDEO DISPLAY

ACTIVE AREA: 20'-11 15/16"L X 11'-9 3/4"H  
CABINET SIZE: 27'-0"L X 12'-6"H X 9 1/4"D, 2-SHIPPING SECTIONS

POWER: RECOMMENDED CUSTOMER PROVIDED DISCONNECT SIZE:  
DISPLAY POWER CONSUMPTION: 20,800 WATTS.  
MULTIPLE 120 VAC, 60 Hz., CONNECTIONS – (L1, N, G) POWER  
CONNECTION BETWEEN DISPLAY AND DISCONNECT BOX.

CONTROL CONSOLE: CUSTOMER SPECIFIED.

LEDs: RGB LED.

ESTIMATED WEIGHT: 2,425 LBS.

GENERAL NOTES:  
\* REFERENCE 01-0500-01 FOR INSTALLATION NOTES.  
\* POWER REQUIREMENTS ARE VALID FOR 90 DAYS AFTER THE ORIGINAL  
RELEASE OR BY THE MOST RECENT REVISION OF THE DRAWING.

FACE VIEW  
SHOWN WITH 27'-0"L X 12'-6"H TRIM KIT,  
USING FRAME

CUSTOMER APPROVAL:		MY SIGNATURE BELOW SIGNIFIES MY APPROVAL TO PROCEED WITH THE DESIGN WORK SPECIFIED HEREIN AND ACKNOWLEDGEMENT THAT I HAVE RECEIVED AND READ THE INSTALLATION SPECIFICATIONS CONTAINED IN FAIR-PLAY DOCUMENT NO. 01-0500-01. CONSULT YOUR FAIR-PLAY SALES ASSOCIATE IF YOU SHOULD HAVE ANY QUESTIONS OR REQUIRE ANY CHANGES TO THIS DOCUMENT.	
PROJECT:	SIGNATURE:	DATE:	
REFERENCE #:	PRINT NAME:		

A	REMOVED NOTES	03-05-21	BEW
OR	ORIGINAL RELEASE	01-07-21	BEW
REV.#	CHANGE	DATE	BY

6110 AVIATOR DRIVE  
HAZELWOOD, MO 63042

FAIR-PLAY

THIS DOCUMENT CONTAINS FAIR-PLAY PROPRIETARY INFORMATION. ANY DISCLOSURE, USE OR DUPLICATION OF THE DOCUMENT OR OF ANY INFORMATION CONTAINED THEREIN FOR OTHER THAN THE SPECIFIC PURPOSE FOR WHICH IT WAS DISCLOSED IS EXPRESSLY PROHIBITED, EXCEPT AS MAY BE OTHERWISE AGREED TO IN WRITING. COPYRIGHT 2019.

TITLE

FACE VIEW FOR  
216 X 384 RS SF  
OUTDOOR 16MM

DRAWN BY  
BEW

DATE  
01-07-21

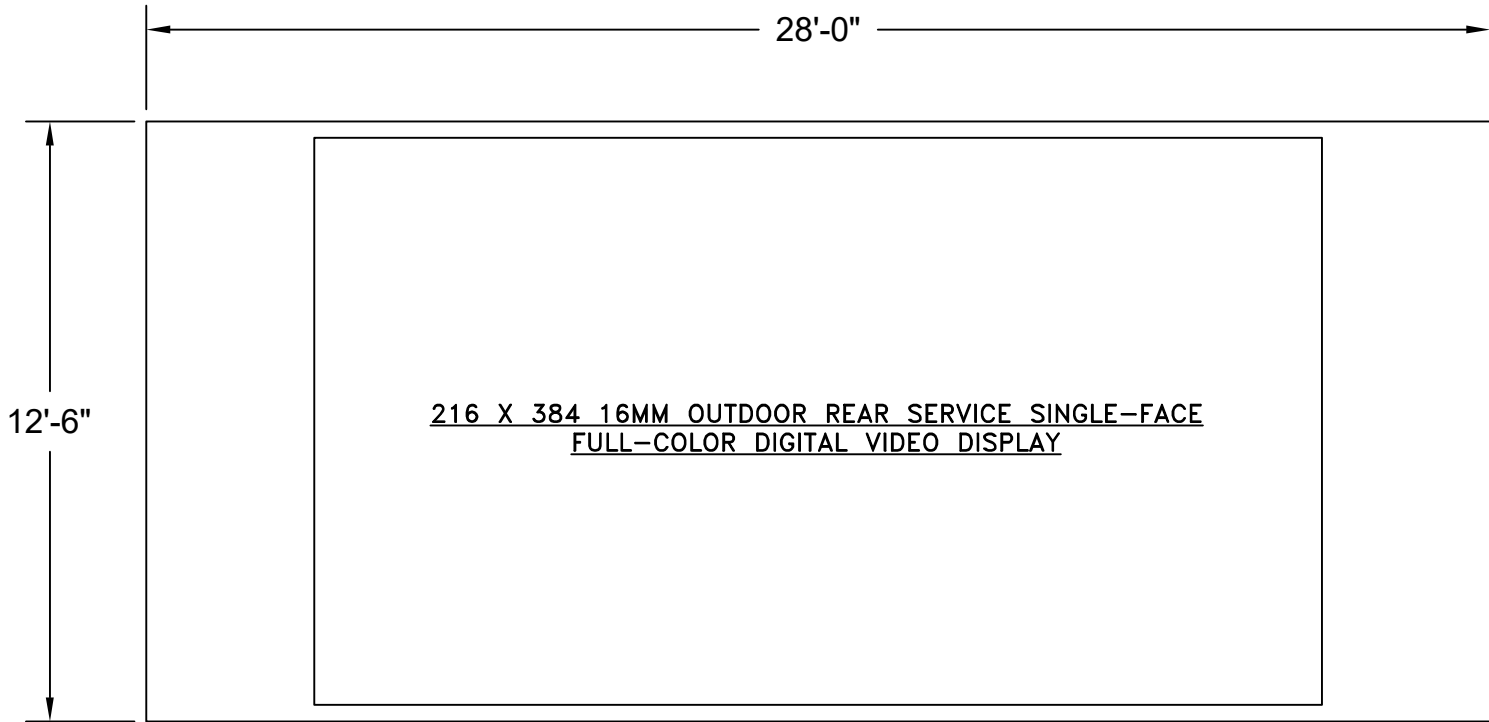
SCALE  
3/8"=1'-0"

B

DWG. NO.  
01-0916-450-1

MODEL

16MM



FACE VIEW  
SHOWN WITH 28'-0"L X 12'-6"H TRIM KIT,  
USING FRAME

216 X 384 16MM OUTDOOR REAR SERVICE SINGLE-FACE  
FULL-COLOR DIGITAL VIDEO DISPLAY

ACTIVE AREA: 20'-11 15/16"L X 11'-9 3/4"H  
CABINET SIZE: 28'-0"L X 12'-6"H X 9 1/4"D, 2-SHIPPING SECTIONS

POWER: RECOMMENDED CUSTOMER PROVIDED DISCONNECT SIZE:  
DISPLAY POWER CONSUMPTION: 20,800 WATTS.  
MULTIPLE 120 VAC, 60 Hz., CONNECTIONS – (L1, N, G) POWER  
CONNECTION BETWEEN DISPLAY AND DISCONNECT BOX.

CONTROL CONSOLE: CUSTOMER SPECIFIED.

LEDs: RGB LED.

ESTIMATED WEIGHT: 2,476 LBS.

GENERAL NOTES:  
\* REFERENCE 01-0500-01 FOR INSTALLATION NOTES.  
\* POWER REQUIREMENTS ARE VALID FOR 90 DAYS AFTER THE ORIGINAL  
RELEASE OR BY THE MOST RECENT REVISION OF THE DRAWING.

CUSTOMER APPROVAL:		MY SIGNATURE BELOW SIGNIFIES MY APPROVAL TO PROCEED WITH THE DESIGN WORK SPECIFIED HEREIN AND ACKNOWLEDGEMENT THAT I HAVE RECEIVED AND READ THE INSTALLATION SPECIFICATIONS CONTAINED IN FAIR-PLAY DOCUMENT NO. 01-0500-01. CONSULT YOUR FAIR-PLAY SALES ASSOCIATE IF YOU SHOULD HAVE ANY QUESTIONS OR REQUIRE ANY CHANGES TO THIS DOCUMENT.	
PROJECT:	SIGNATURE:	DATE:	
REFERENCE #:	PRINT NAME:		

A	REMOVED NOTES	03-05-21	BEW
OR	ORIGINAL RELEASE	01-07-21	BEW
REV.#	CHANGE	DATE	BY

<b>FAIR-PLAY</b>	THIS DOCUMENT CONTAINS FAIR-PLAY PROPRIETARY INFORMATION. ANY DISCLOSURE, USE OR DUPLICATION OF THE DOCUMENT OR OF ANY INFORMATION CONTAINED THEREIN FOR OTHER THAN THE SPECIFIC PURPOSE FOR WHICH IT WAS DISCLOSED IS EXPRESSLY PROHIBITED, EXCEPT AS MAY BE OTHERWISE AGREED TO IN WRITING. COPYRIGHT 2019.			
	TITLE FACE VIEW FOR 216 X 384 RS SF OUTDOOR 16MM	DRAWN BY BEW	B	MODEL 16MM
		DATE 01-07-21		
		SCALE 1/4"=1'-0"		
6110 AVIATOR DRIVE HAZELWOOD, MO 63042	DWG. NO. 01-0916-451-1			

216 X 384 16MM OUTDOOR REAR SERVICE SINGLE-FACE  
FULL-COLOR DIGITAL VIDEO DISPLAY

ACTIVE AREA: 20'-11 15/16"L X 11'-9 3/4"H  
CABINET SIZE: 32'-0"L X 12'-6"H X 9 1/4"D, 2-SHIPPING SECTIONS

POWER: RECOMMENDED CUSTOMER PROVIDED DISCONNECT SIZE:

DISPLAY POWER CONSUMPTION: 20,800 WATTS.

MULTIPLE 120 VAC, 60 Hz., CONNECTIONS - (L1, N, G) POWER  
CONNECTION BETWEEN DISPLAY AND DISCONNECT BOX.

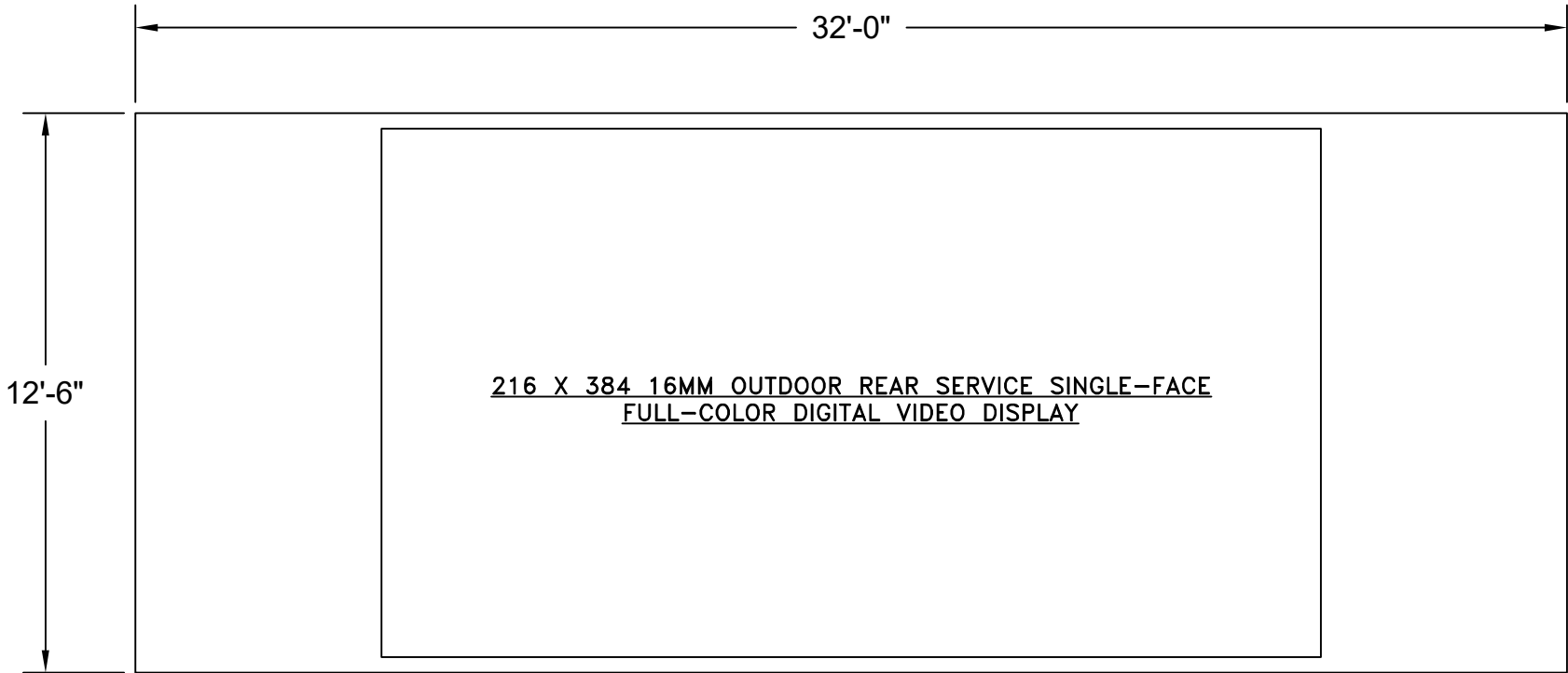
CONTROL CONSOLE: CUSTOMER SPECIFIED.

LEDs: RGB LED.

ESTIMATED WEIGHT: 2,680 LBS.

GENERAL NOTES:

- \* REFERENCE 01-0500-01 FOR INSTALLATION NOTES.
- \* POWER REQUIREMENTS ARE VALID FOR 90 DAYS AFTER THE ORIGINAL  
RELEASE OR BY THE MOST RECENT REVISION OF THE DRAWING.



FACE VIEW  
SHOWN WITH 32'-0"L X 12'-6"H TRIM KIT,  
USING FRAME

A	REMOVED NOTES	03-05-21	BEW
OR	ORIGINAL RELEASE	01-07-21	BEW
REV.#	CHANGE	DATE	BY

CUSTOMER APPROVAL:		MY SIGNATURE BELOW SIGNIFIES MY APPROVAL TO PROCEED WITH THE DESIGN WORK SPECIFIED HEREIN AND ACKNOWLEDGEMENT THAT I HAVE RECEIVED AND READ THE INSTALLATION SPECIFICATIONS CONTAINED IN FAIR-PLAY DOCUMENT NO. 01-0500-01. CONSULT YOUR FAIR-PLAY SALES ASSOCIATE IF YOU SHOULD HAVE ANY QUESTIONS OR REQUIRE ANY CHANGES TO THIS DOCUMENT.	
PROJECT:	SIGNATURE:		DATE:
REFERENCE #:	PRINT NAME:		

FAIR-PLAY	THIS DOCUMENT CONTAINS FAIR-PLAY PROPRIETARY INFORMATION. ANY DISCLOSURE, USE OR DUPLICATION OF THE DOCUMENT OR OF ANY INFORMATION CONTAINED THEREIN FOR OTHER THAN THE SPECIFIC PURPOSE FOR WHICH IT WAS DISCLOSED IS EXPRESSLY PROHIBITED, EXCEPT AS MAY BE OTHERWISE AGREED TO IN WRITING. COPYRIGHT 2019.		
	TITLE FACE VIEW FOR 216 X 384 RS SF OUTDOOR 16MM	DRAWN BY BEW	B
		DATE 01-07-21	
		SCALE 1/4"=1'-0"	DWG. NO. 01-0916-452-1

6110 AVIATOR DRIVE  
HAZELWOOD, MO 63042

216 X 384 16MM OUTDOOR REAR SERVICE SINGLE-FACE  
FULL-COLOR DIGITAL VIDEO DISPLAY

ACTIVE AREA: 20'-11 15/16"L X 11'-9 3/4"H  
CABINET SIZE: 36'-0"L X 12'-6"H X 9 1/4"D, 2-SHIPPING SECTIONS


POWER: RECOMMENDED CUSTOMER PROVIDED DISCONNECT SIZE:  
DISPLAY POWER CONSUMPTION: 20,800 WATTS.  
MULTIPLE 120 VAC, 60 Hz., CONNECTIONS - (L1, N, G) POWER  
CONNECTION BETWEEN DISPLAY AND DISCONNECT BOX.

CONTROL CONSOLE: CUSTOMER SPECIFIED.

LEDs: RGB LED.

ESTIMATED WEIGHT: 2,884 LBS.

- GENERAL NOTES:
- \* REFERENCE 01-0500-01 FOR INSTALLATION NOTES.
  - \* POWER REQUIREMENTS ARE VALID FOR 90 DAYS AFTER THE ORIGINAL  
RELEASE OR BY THE MOST RECENT REVISION OF THE DRAWING.



FACE VIEW  
SHOWN WITH 36'-0"L X 12'-6"H TRIM KIT.  
USING FRAME

CUSTOMER APPROVAL:		MY SIGNATURE BELOW SIGNIFIES MY APPROVAL TO PROCEED WITH THE DESIGN WORK SPECIFIED HEREIN AND ACKNOWLEDGEMENT THAT I HAVE RECEIVED AND READ THE INSTALLATION SPECIFICATIONS CONTAINED IN FAIR-PLAY DOCUMENT NO. 01-0500-01. CONSULT YOUR FAIR-PLAY SALES ASSOCIATE IF YOU SHOULD HAVE ANY QUESTIONS OR REQUIRE ANY CHANGES TO THIS DOCUMENT.	
PROJECT:	SIGNATURE:	DATE:	
REFERENCE #:	PRINT NAME:		

**FAIR-PLAY**

THIS DOCUMENT CONTAINS FAIR-PLAY PROPRIETARY INFORMATION. ANY DISCLOSURE, USE OR DUPLICATION OF THE DOCUMENT OR OF ANY INFORMATION CONTAINED THEREIN FOR OTHER THAN THE SPECIFIC PURPOSE FOR WHICH IT WAS DISCLOSED IS EXPRESSLY PROHIBITED, EXCEPT AS MAY BE OTHERWISE AGREED TO IN WRITING. COPYRIGHT 2019.			
TITLE	FACE VIEW FOR 216 X 384 RS SF OUTDOOR 16MM	DRAWN BY BEW DATE 01-07-21 SCALE 1/4"=1'-0"	MODEL B 16MM DWG. NO. 01-0916-453-1

A	REMOVED NOTES	03-05-21	BEW
OR	ORIGINAL RELEASE	01-07-21	BEW
REV.#	CHANGE	DATE	BY