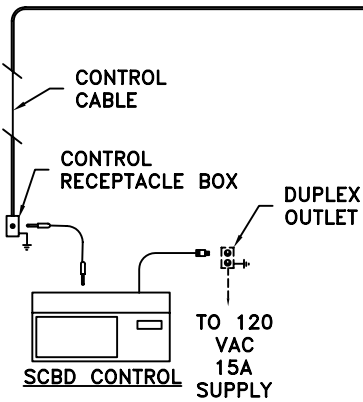
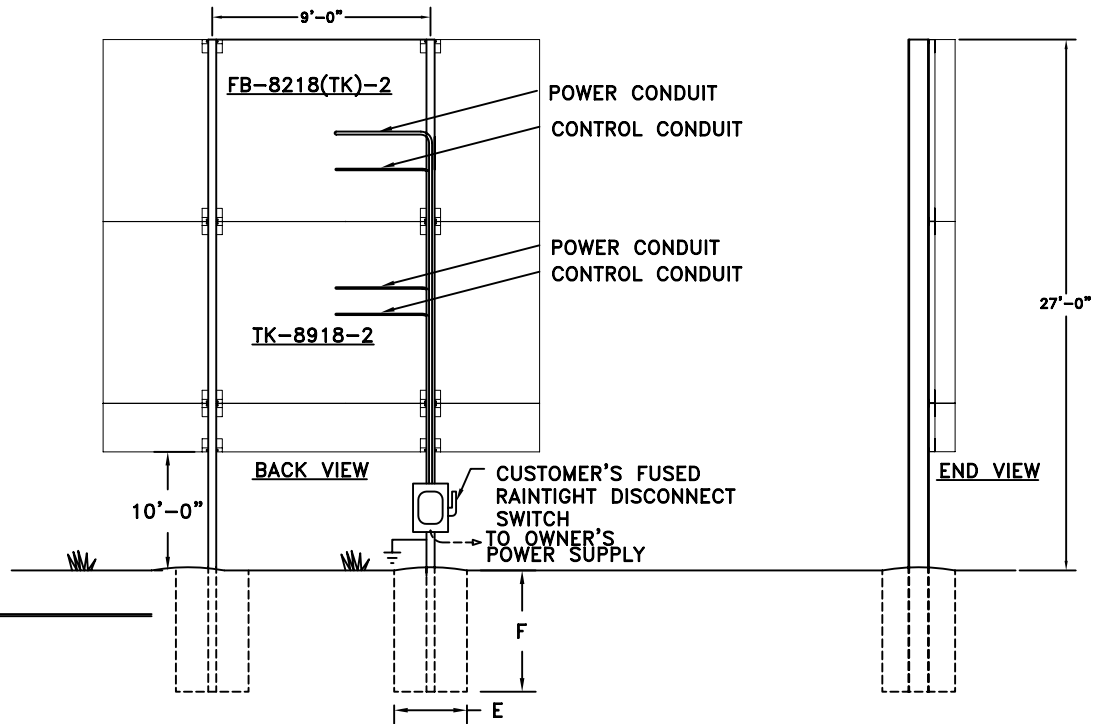


103106 BEW

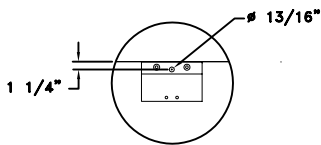


COLUMNS AND FOOTINGS SELECTED FOR LOCATING SCOREBOARD 10'-0" ABOVE GRADE. WIND LOAD- 30 psf (80 mph). SOIL- AVERAGE WITH ALLOWABLE STRESSES OF 2500 psf. DESIGN SHOULD BE ALTERED FOR DIFFERENT SOIL CONDITIONS, CLEARANCE, OR LOCAL CODES. FAIR-PLAY ASSUMES NO RESPONSIBILITIES FOR INSTALLATIONS DONE BY OTHERS.

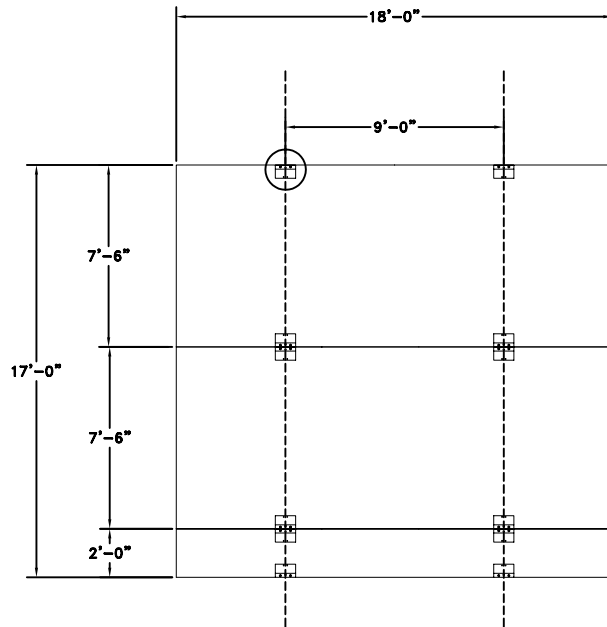
CONTROL CABLES- SUGGEST 1/2" CONDUIT BE USED FOR BURIED CABLE IN AREAS WHERE IT MAY BE SUBJECT TO MECHANICAL DAMAGE. POWER WIRES SHOULD BE ROUTED IN SEPARATE CONDUIT FROM CONTROL CABLE.

INSTALLATION DRAWING SHOULD BE REVIEWED BY A LICENSED PROFESSIONAL ENGINEER IN YOUR AREA PRIOR TO CONSTRUCTION.

REF 01-0500-01 FOR DETAILS



HANGER BRACKET DETAIL



FB-8218(TK)-2 WITH TK-8918-2
HANGER BRACKET DETAIL
(BACK VIEW)

DIMENSIONS FB-8218(TK)-2 WITH TK-8918-2

A	B	C	D	E	F	G	H	COLUMNS	POWER
				3'-0"	10'-0"			W12 X 40	TOTAL WATTS: 426 120 VAC, 1PH